



Miami-Dade Airports:

Miami International Airport - **MIA**
Miami-Opa locka Executive Airport - **OPF**
Miami Executive Airport - **TMB**
Miami Homestead General Aviation Airport - **X51**
Dade-Collier Training and Transition Airport – **TNT**

Economic Impact:

Miami International Airport's (MIA) and the General Aviation Airports' annual economic impact is \$33.7 billion. MIA and related aviation industries contribute 282,724 jobs directly and indirectly to the local economy. That equates to one out of 4.1 jobs.

Miami International Airport

Land area: 3,230 acres

Runways: 9-27: 13,000'
8R-26L: 10,500'
12/30: 9,355'
8L-26R: 8,600'

Personnel: Aviation Dept. and Other: 36,797

Hotel: MIA Hotel 259 rooms

Parking:

1. A total of 8,233 parking spaces.
2. 24-hour valet parking services are located inside the Dolphin and Flamingo garages on the departure level, across concourses D and J.
3. A Cell Phone Parking Lot, providing 60 spaces for private, not-for-hire vehicles, is located just off LeJeune Road heading north or south.

MIA's Top Airlines (May 2016)

TOP FIVE CARRIERS FOR THE MONTH - TOTAL TRAFFIC			
TOTAL PASSENGERS		TOTAL FREIGHT*	
American Airlines	2,355,403	UPS	19,310.38
Delta	244,452	Tampa Cargo	15,849.58
American Eagle	211,886	Sky Lease (dba Tradewinds)	13,985.00
United	87,984	American Airlines	13,842.10
LATAM Airlines Brazil	67,699	Atlas Air	13,716.30

* Total Freight is in U.S. tons.

MIA Rankings for 2014:

Among U.S. Airports

- 1st International Freight
- 2nd International Passengers
- 3rd Total Cargo (Freight + Mail)
- 14th Total Number of Operations
- 12th Total Passengers

Among Worldwide Airports

- 10th International Freight
- 28th International Passengers
- 11th Total Cargo (Freight + Mail)
- 24th Total Number of Operations
- 29th Total Passengers

MIA Figures for 2015:

Flight Operations: (Commercial Aircraft Movements)

Domestic 215,811
International 193,513
Total: 409,324

Passengers:

Domestic 23.1 million
International 21.2 million
Total: 44.3 million
Weekday Daily Average: 117,112 passengers
Weekend Daily Average: 127,906 passengers
Weekly Average: 830,273 passengers

Freight:

Domestic 256,891 U.S. Tons
International 1,915,786 U.S. Tons
Total: 2,172,676 U.S. Tons

MIA Carriers and Destinations:

Carriers: (06/16)

U.S.	39	Scheduled	83
International	63	Charter	<u>19</u>
Total	102		102

Number of Destinations: (2nd Q'16)

	<u>Non-Stop</u>	<u>One Stop</u>
Domestic	52	03
International	<u>98</u>	<u>01</u>
Total	150	04

New Air Service at MIA

- KF Cargo: South America (April 2016)
- Eurowings: Cologne, Germany (CGN) (September 2016)
- Scandinavian Airlines (SAS): Copenhagen, Denmark (CPH), Oslo, Norway (OSL), (Fall 2016)
- KLM: Amsterdam, Netherlands (AMS), (October 2016)

Airport Improvements

Capital Improvement Program

MIA's \$6.4 billion Capital Improvement Program (CIP) is completed, encompassing all aspects of airport operations, from the Terminal and roadways to the cargo facilities and the airfield.

Terminal: Extending from MIA's Central terminal, the South and North Terminals have added over 4 million square feet to MIA's existing 3.5 million square feet of space.

1. **The South Terminal:** adds 1.7 million square feet to MIA.
2. **The North Terminal:** encompasses more than 3.8 million square feet.

The North, Central and South Terminals have a total of 130 gates, with 104 international capable gates and 26 domestic gates, and a total of 645 ticket counters.

Cargo: MIA's cargo facilities encompass eighteen (18) cargo buildings with over 3.4 million square feet of warehouse, office and support space. Apron space is presently 4.4 million square feet, with 41 common-use cargo positions and 31 leased cargo positions.

Roadway, Transportation and Access Improvements

Central Boulevard: Improvement program completed which included: widening of Central Boulevard, new service roads, wider bridges and improved access to parking facilities.

25th Street Viaduct: Construction of the east phase project was completed in July 2011. The west phase project commenced in June 2012, and will provide a direct connection between MIA's cargo facilities and NW 82nd Avenue. The project is expected to be completed in July 2016.

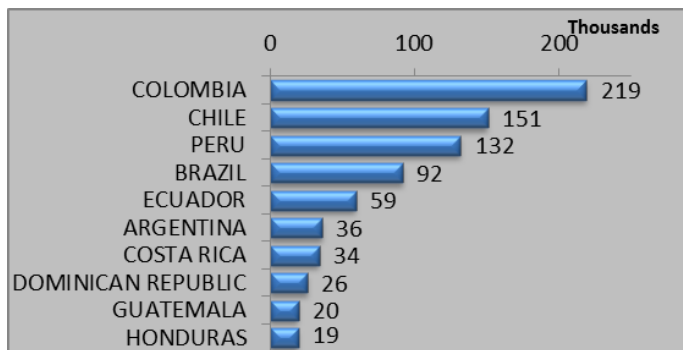
MIA Mover: The elevated train that connects MIA and the new Rental Car Center and the Miami Intermodal Center opened September 9, 2011. The Mover runs through Central Boulevard with the capacity to transport more than 3,000 passengers per hour.

Rental Car Center (RCC): The 3.4 million square foot facility opened on July 13, 2010. The RCC consolidates under one roof the operations of 16 rental car companies, with a combined inventory of 6,500 rental cars.

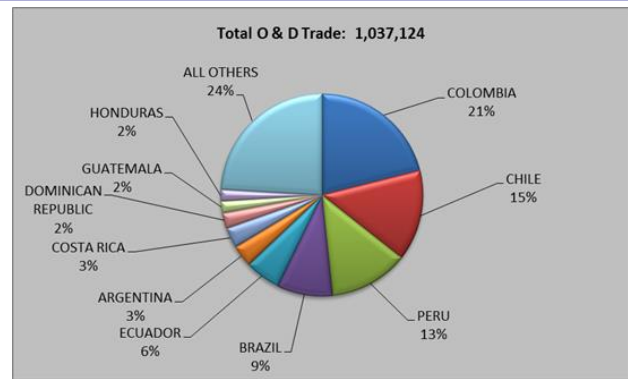
Miami Intermodal Center (MIC): Next to the RCC will be the MIC, a massive ground transportation hub being developed by the State of Florida Department of Transportation linking rail, light rail, automobile and bus traffic under one roof.

Airport Top Trade Partners (2015)

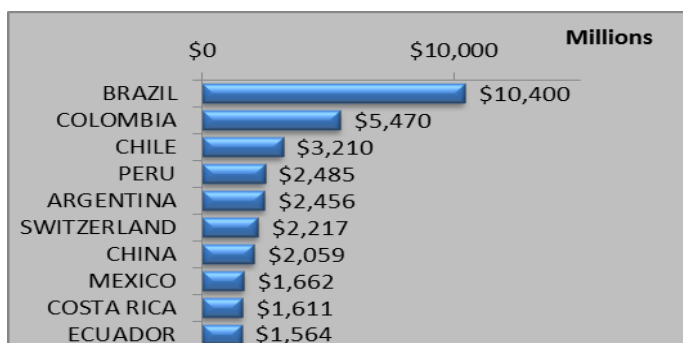
MIA's Top Trade Partners by Total Weight In US Tons



MIA's Top Trade Partners by Total Weight In US Tons (Share of Total Trade)



MIA's Top Trade Partners by Total Value In US Dollars



MIA's Top Trade Partners by Total Value In US Dollars (Share of Total Trade)

