



MIAMI INTERNATIONAL AIRPORT

CARGO HUB

2015 - 2016



OVERVIEW



Miami-Dade County serves as an international business center for the Western Hemisphere, a vital hub for trade, commerce and finance in the Americas.

Miami International Airport (MIA) is essential to Miami-Dade's trade status, as MIA's air service network, dominance in the region's stronghold markets, and overall trade infrastructure are key for bridging business in the Hemisphere.

The leader in the Americas in international freight and the world's largest gateway to Latin America & the Caribbean, MIA controls the north / south cargo flows in the Western Hemisphere. Handling 84% of all air imports and 81% of all exports from the Latin American / Caribbean region, MIA serves as the hub for distribution of perishable products, hi-tech com-

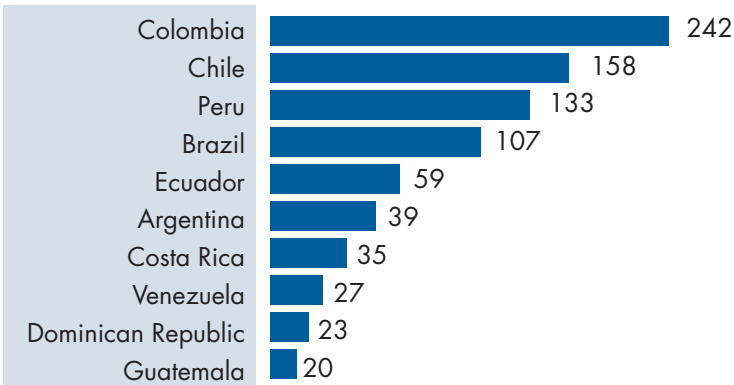
modities, telecommunications equipment, textiles, pharmaceuticals and industrial machinery.

Over 100 airlines at MIA contribute to the year-round, two-way cargo traffic, linking the Americas with the high growth markets in Asia, Europe, the Middle East / Gulf Region and beyond.

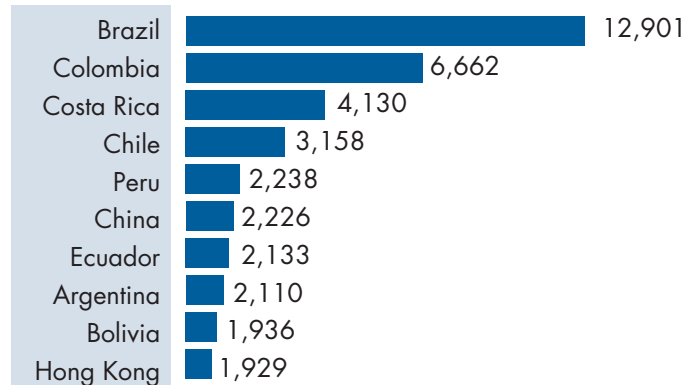
Exceptional infrastructure and facilitation, new runway capacity with no slot restrictions or delays, and room for growth, form just part of MIA's outstanding attributes.

MIA - Top Trade Partners 2014

By Total Weight (Thousands US Tons)



By Total Value (Millions US Dollars)



MIA CARGO STATISTICS

In 2014, MIA handled 2,174,212 tons of total air-freight, of which 1,917,315 tons, or 88% was international freight, and 256,897 tons, or 12%, was domestic.

Year 2014 rankings show MIA as the leading airport in the United States for international freight, and among world airports, MIA ranked 10th in international freight.

A total of 1,074,685 tons of MIA's total international tonnage or 56% actually originated or cleared at the Airport. The remainder, 44% of all goods handled at MIA, was shipped in-transit from one country to another.

MIA's total air trade for 2014 was valued at \$61.6 billion, or 96% of the dollar value of Florida's total air imports and exports, or 40% of the State's total (air and sea) trade with the world.

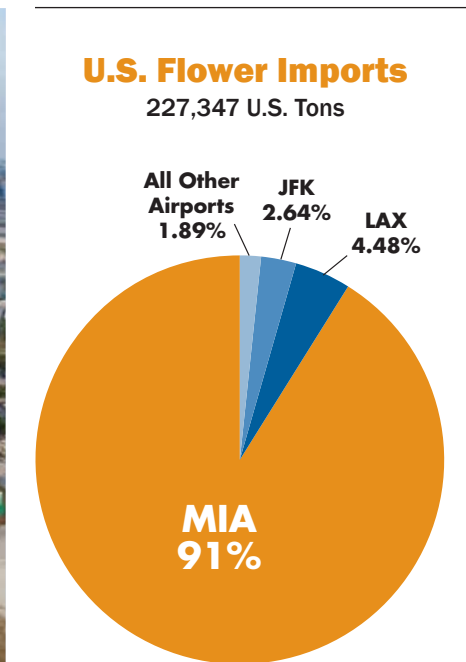
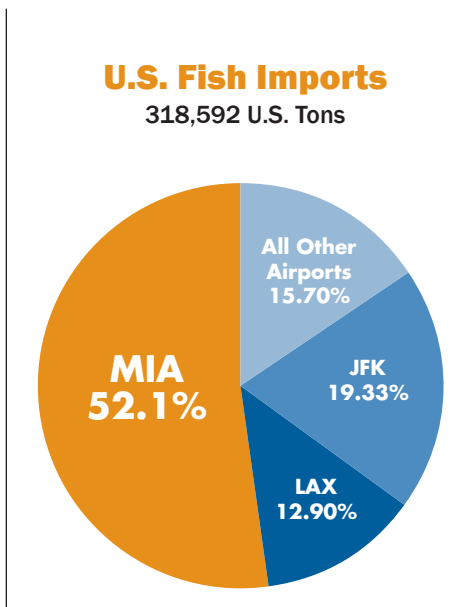
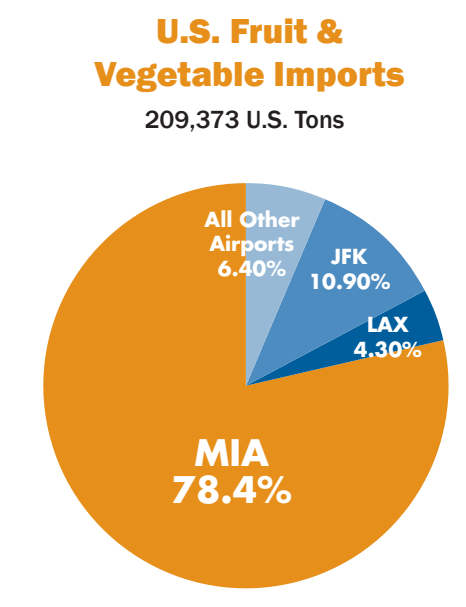
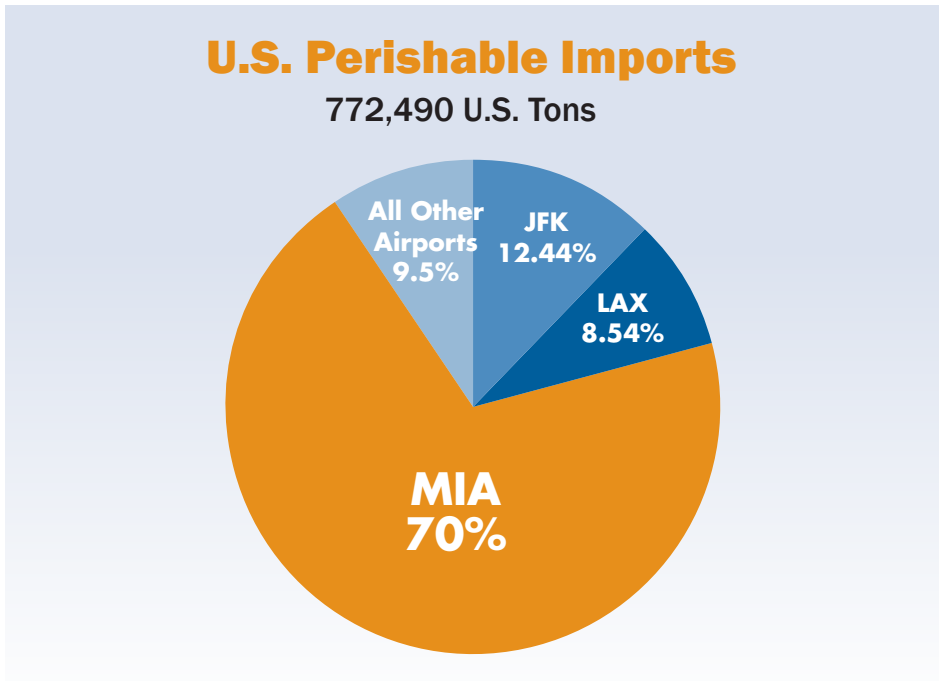
MIA AIR SERVICE & MARKETS

MIA's extensive air service network is provided by 84 scheduled and 17 charter air carriers, of which 40 are all-cargo carriers.

MIA's airlines offer service to approximately 150 cities on four continents, with dedicated freighter service operating to 99 global destinations.

MIA CARGO FACILITIES

MIA's new generation cargo facilities comprise 18 warehouses amounting to over 3.4 million square feet of warehouse, office and support space. Cargo aircraft parking has grown to 4.4 million square feet, with 41 common-use and 31 leased cargo positions. Most of MIA's facilities offer airside-to-land-side access, facilitating the multimodal movement of cargo to and from the Airport.



MIA Top Commodity Groupings - 2014		
Exports	Tons	Dollars
Computers / Peripherals	41,518	5,473,776,170
Industrial Machinery / Parts	33,746	2,206,383,281
Telecommunications Equipment	27,801	4,172,287,100
Metals and Metal Products	24,583	389,765,880
Vehicle Parts / Tires	19,884	605,543,986
Imports	Tons	Dollars
Flowers	206,866	938,843,350
Fish / Crustaceans	165,888	1,274,381,865
Vegetables & Roots	119,132	250,003,687
Fruits & Juices	45,020	154,514,539
Telecommunications Equipment	11,275	2,494,410,790

MIA Trade with All Regions - 2014		
	Total Tons	Total Dollars
SOUTH AMERICA	795,255	\$34,844,017,103
CENTRAL AMERICA	106,284	\$6,597,977,675
EUROPE	64,093	\$8,318,085,582
THE CARIBBEAN	45,702	\$2,009,311,663
ASIA	39,191	\$6,947,822,460
NORTH AMERICA	15,992	\$1,385,145,338
THE MID-EAST	3,742	\$1,220,033,290
AFRICA	3,004	\$170,025,518
OCEANIA	1,421	\$85,560,602
All Regions	1,074,685	\$61,577,979,231

NOTES: Mexico is included in North America • Origin/Destination Trade Only • Does not include In-Transit Freight

MIA Trade Community

An expansive and impressive mix of people and services surrounds MIA, including nearly 1,400 licensed Customs Brokers and Freight Forwarders and numerous local and multinational companies specializing in international trade and logistics, trade law and advocacy, finance, importing and exporting. There are now more than 100 consultancies, foreign trade offices and bi-national chambers of commerce.

Foreign Trade Zone Designation

To expedite and encourage foreign commerce, MIA, surrounding warehouse districts and municipalities, along with PortMiami, are all under a new, comprehensive free trade zone designation, Foreign Trade Zone No. 281. For inquires: FTZ281@miamidade.gov

Minutes from MIA, the privately operated Miami Free Zone is an international business center, turn-key Foreign Trade Zone, and wholesale marketplace providing office, showroom, and warehouse spaces. With over 35 years in business, the facility handles merchandise from over 70 countries and re-exports to over 85 countries worldwide. For inquires: www.miamifreezone.com



MIA CARGO FACILITATION

MIA Cargo Clearance Center

A 24/7 on-airport operation centralizes the functions of Customs and Border Protection (CBP), providing for trade documentation processing.

MIA Animal & Plant Health Inspection Service (APHIS) Facility

Consolidates the functions of Veterinary Services and Plant Protection & Quarantine from four locations into a single site. It is the only USDA facility in the US to house the Veterinary Services' import and export operations, inspection station, and air cargo work unit in one complex.

MIA Fumigation Facilities

Permits efficient pest control for commodities needing immediate fumigation. MIA is the only US Airport with two on-site fumigation facilities.

The N.W. 25th Street Viaduct Project

A corridor stretching from MIA's Westside Cargo Area to the warehouse district west of the Airport is the access lifeline of MIA's air cargo industry and the primary connector to the Florida Intrastate and Federal Highway System. This corridor handles an estimated 200,000 annual cargo truck trips. MIA has partnered with the Florida Department of Transportation to widen the existing roadway to six lanes and construct an elevated viaduct to improve ground movement of air cargo trucking operations. The N.W. 25th Street Viaduct Project is expected to be completed in 2016.



PHARMA GATEWAY TO THE AMERICAS



MIA provides unequalled access, superb infrastructure, and an established and reliable network for optimal transport of pharmaceutical products in the Americas. Together with our airlines and other logistical partners, we stand ready and committed to offering fast, reliable, safe and secure transport of pharmaceutical products.

The total value of Pharma products transported through MIA increased by 79% over a 4-year period from \$1.825 billion in 2010 to \$3.283 billion in 2014.



MIA is home to numerous airlines, freight forwarders, and other logistics companies that offer Active and Passive temperature controlled Pharma solutions, have been trained by IATA in properly handling sensitive Pharma products, and are committed to maintaining an unbroken supply chain for pharmaceutical products.



Keeping MIA Competitive for the Cargo Industry

NEW AIR ROUTE DEVELOPMENT

MIA's cargo route development program is aimed at stimulating overall cargo traffic and enhancing trade connectivity between MIA and new global markets. This includes further development of European and Asian routes and the establishment of new trade routes to Africa and the Middle East / Gulf Region. Separately, MIA conducts business expansion and on-going promotional efforts throughout its stronghold markets in the Latin American / Caribbean region to assure balance of both product and route offering as well as assuring that connectivity and synergy within MIA's air cargo industry remain constant.

MIA INCENTIVE PROGRAM

MIA is offering financial incentives to further stimulate interest in carriers considering new freighter services to Miami. A brochure containing all details, benefits and qualifications is offered on-line at: www.miami-airport.com



**FACT: MIA HANDLES 84% OF ALL AIR IMPORTS AND
81% OF ALL AIR EXPORTS BETWEEN THE UNITED STATES
AND THE LATIN AMERICAN/CARIBBEAN REGION**

Rankings of Major US Airports 2014 International Freight		
Rank	Airport	Millions of U.S. Tons
1	MIAMI INT'L (MIA)	1.92
2	Los Angeles Int'l (LAX)	1.15
3	New York Kennedy (JFK)	1.11
4	O'Hare Int'l (ORD)	1.07
5	Louisville Int'l/UPS (SDF)	0.47
6	Hartsfield Atlanta Int'l (ATL)	0.36
7	Dallas-Ft. Worth Int'l (DFW)	0.35
8	Memphis Int'l/FedEx (MEM)	0.28
9	Houston Intercontinental (IAH)	0.28
10	San Francisco Int'l (SFO)	0.26

Rankings of Major World Airports 2014 International Freight		
Rank	Airport	Millions of U.S. Tons
1	Hong Kong Int'l (HKG)	4.82
2	Incheon Int'l (ICN)	2.73
3	Dubai Int'l (DXB)	2.61
4	Shanghai Pudong Int'l (PVG)	2.57
5	Chiang Kai Shek Int'l (TPE)	2.28
6	Tokyo Narita (NRT)	2.25
7	Frankfurt (FRA)	2.21
8	Charles de Gaulle (CDG)	2.05
9	Changi (SIN)	2.03
10	MIAMI INT'L (MIA)	1.92

MIAMI-DADE COUNTY

Carlos A. Giménez
Mayor



BOARD OF COUNTY COMMISSIONERS

Jean Monestime
Chairman

Esteban Bovo, Jr.
Vice Chairman

Barbara J. Jordan
District 1

Jean Monestime
District 2

Audrey M. Edmonson
District 3

Sally A. Heyman
District 4

Bruno A. Barreiro
District 5

Rebeca Sosa
District 6

Xavier L. Suarez
District 7

Daniella Levine Cava
District 8

Dennis C. Moss
District 9

Senator Javier D. Souto
District 10

Juan C. Zapata
District 11

José "Pepe" Díaz
District 12

Esteban Bovo, Jr.
District 13

Harvey Ruvin
Clerk of Courts

Pedro J. García
Property Appraiser

Abigail Price-Williams
County Attorney

Emilio T. González Ph.D
Aviation Director

Miami-Dade County provides equal access and equal opportunity in employment and services and does not discriminate on the basis of disability. "It is the policy of Miami-Dade County to comply with all of the requirements of the Americans with Disabilities Act."



MIAMI INTERNATIONAL AIRPORT

America's New Global Gateway

www.miami-airport.com • iflymia

marketing@miami-airport.com