

Miami-Dade Airports

- Miami International Airport (MIA)
- Miami-Opa locka Executive Airport (OPF)
- Miami Executive Airport (TMB)
- Miami Homestead General Aviation Airport (X51)
- Dade-Collier Training and Transition Airport (TNT)

Miami International Airport (MIA)

- 3,230** acres of land
- 4** runways: 9-27: 13,016' 12/30: 9,355'
8R-26L: 10,506' 8L-26R: 8,600'
- 7.9 million** square foot terminal
- 135** gates | 101 int'l capable gates
- 624** ticket counters

Leading Economic Engine: **Generates \$212 billion** in business revenue
 Supports nearly 946,000 jobs (direct, indirect, induced & related)

Calendar Year-End 2025



55,314,661 Passengers
30,464,597 domestic (55%)
24,850,064 international (45%)



3,405,322 Freight tons*
516,298 domestic (15%)
2,889,025 international (85%)

***Record-Breaking Year**



502,771 total operations (FAA Tower Data)

\$14 billion investment in capital improvements & maintenance upgrades to:

- Improve the overall **travel experience**, stimulate **economic growth**, and reinforce MIA's position as a **global hub**
- Address **future demand** with **77 million travelers** and **4+ million tons of cargo** expected by 2040

For detailed information, visit:

www.miami-airport.com/capital_improvement.asp

2025 Rankings (Preliminary ACI Rankings)

	USA	Worldwide
Int'l Freight	1 st	4 th
Int'l Passengers	2 nd	39 th
Total Cargo (Freight+Mail)	2 nd	4 th
Total Freight	1 st	3 rd
Total Operations	8 th	11 th
	8 th	29 th

91 Airlines
(May 2026)

31 US	60 International
75 Scheduled	16 Charter
55 Passenger*	41 Cargo**

*Incl. freighter carriers with separate passenger service

**Incl. passenger carriers with separate freighter service

176 Non-Stop Passenger Destinations
(May 2026)



Top 5 Airlines (April 2026)

	Passengers		Freight
American	2,540,110	Atlas	52,925
Delta	344,570	Tampa	35,989
Envoy	215,316	LATAM	26,937
United	166,458	Amerijet	23,145
Frontier	150,846	LANCO	20,206

New Airlines in 2025 & 2026

- 7Air Cargo:** Managua, Santo Domingo, San Juan (August)
- Arajel:** Santo Domingo (April) Punta Cana (June)
- Icelandair:** Reykjavik, Iceland (October)
- SF Airlines (cargo charter):** China (September)
- Air China Cargo:** Shanghai, China (March 2026)

New Year-Round Int'l Routes 2026

- American Airlines:** Bimini, Bahamas (February 2026)
- American Airlines:** Milan, Italy (March 2026)
- American Airlines:** Caracas, Venezuela (April 2026)

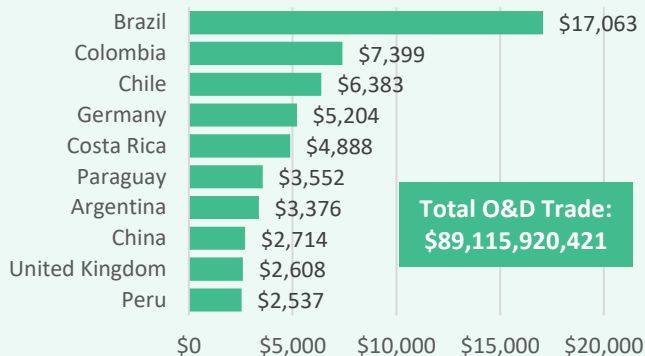
Learn more about our destinations at MIADiscover.com

Top Trade Partners in 2025 (Preliminary CY 2025 Data)

By Weight (in thousands US Tons)



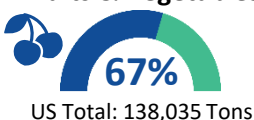
By Value (in millions US Dollars)



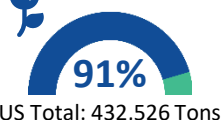
Leading Airport in Perishables Imports

MIA's market share of US Perishables Imports:

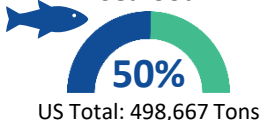
Fruits & Vegetables



Flowers



Seafood



114 Freighter Destinations

(2nd Quarter 2026)



67% of perishables entering the US are imported through MIA

For more detailed information visit:
[Cargo Service Development - Miami International Airport](#)

Competitive Advantages (For more information, visit: www.iflymia.com)

Passengers



Departing

Safe and efficient passenger processing with **eXpress Lanes, TSA PreCheck® Touchless ID, TSA Checkpoint 3-D Scanning & Biometric Facial Comparison**



Arriving

Enjoy seamless border entry and shorter wait times with **Global Entry** (fees apply), **Biometric Facial Comparison** and **Mobile Passport Control (MPC)**



Accessibility

Find dedicated services and information for passengers with disabilities with **myMIAccess**

Cargo



Pharma Hub

First IATA designated **"Pharma Hub Airport"** in North America with a CEIV community committed to **safe and efficient** processing of high-value, temperature-sensitive pharmaceuticals



Foreign Trade Zone (FTZ)

The **MIA FTZ** is ideally suited for import/export, with the opportunity to reduce, defer or eliminate trade duties



Phytophy Sanitary Treatment & Cold Chain Processing Facility

Future 340,000+ sq. ft. perishables facility serving both MIA and PortMiami.



MIA Cargo Facilities

- 24 buildings
- 2.8 million sq. ft. warehouse space
- 5.4 million sq. ft. apron space
- 74 aircraft parking positions



Cargo Clearance Center

Centralized CBP functions for trade documentation processing



APHIS Facility

Our USDA Animal Import Center is part of the **Animal & Plant Health Inspection Service (APHIS)**. The facility receives pet birds and shipments of commercial birds. The facility is also part of the USDA's Plant Protection and Quarantine program focusing on pest management technologies and lab insect testing.