

Miami-Dade Airports System

- Miami International Airport - MIA
- Miami-Opa locka Executive Airport - OPF
- Miami Executive Airport - TMB
- Miami Homestead General Aviation Airport - X51
- Dade-Collier Training and Transition Airport - TNT

Miami International Airport

Land area:	3,230 acres
Runways:	9-27: 13,016'
	8R-26L: 10,506'
	12/30: 9,355'
	8L-26R: 8,600'

PRELIMINARY MIA Rankings for 2023:

Among U.S. Airports

- 1st International Freight
- 2nd International Passengers
- 3rd Total Cargo (Freight + Mail)
- 3rd Total Freight
- 9th Total Number of Operations
- 10th Total Passengers

Among Worldwide Airports

- 6th International Freight
- 33rd International Passengers
- 6th Total Cargo (Freight + Mail)
- 6th Total Freight
- 12th Total Number of Operations
- 25th Total Passengers

MIA Traffic Figures 2023:

	Domestic	International	Total
Passengers	29,127,908	23,213,026	52,340,934
Freight (Tons)	531,022	2,228,359	2,759,381
Total Operations (Commercial Aircraft Movements)	251,218	208,236	459,454

Capital Improvement Program: A Modernized, Enhanced MIA

The Miami-Dade County Board of County Commissioners adopted a new capital improvement program at MIA that will fund up to \$7 billion in airport-wide modernization projects over the next 5 to 15 years, paving the way for future growth in passenger and cargo traffic at MIA - projected to reach 77 million travelers and more than four million tons of freight by the year 2040.

Sub-Programs include:

- *Concourse "F" modernization
- *Central Terminal redevelopment and expansion
- *North Terminal's Regional Commuter Facility redevelopment and expansion
- *New South Terminal Concourse and aircraft apron expansion
- *Expanded cargo aircraft parking positions and cargo handling facilities
- *New privately funded airport hotel

Economic Impact

Miami International Airport (MIA) is a leading economic engine for Miami-Dade County and for the State of Florida with an overall impact of nearly \$32 billion annually. Aviation and its related activities are responsible for over 275,000 direct and indirect jobs.

In MIA's cargo sector, imports/exports in 2022 increased 7 percent for a combined trade value of over \$73 billion.

MIA Carriers and Destinations:

Carriers: (04/24)

U.S.	35	Scheduled	82
International	61	Charter	14
Total	96		96

Number of Destinations: (April 2024)

	Non-Stop
Domestic	73
International	102
Total	175

MIA's Top Airlines (March 2024)

	Total Passengers	Total Freight
American Airlines	2,815,462	Atlas Air 37,700.99
Delta Air Lines	324,162	LATAM 26,099.82
Envoy Air	246,055	Tampa Cargo 22,136.02
Spirit Airlines	220,327	UPS 17,068.19
United Airlines	198,621	LANCO 16,803.00

Keeping MIA Competitive (Passenger)

Global Entry: MIA has 12 automated Global Entry kiosks; 7 in the North Terminal, 2 in the Central Terminal and 3 in the South Terminal.

Biometric Facial Recognition (Inbound Passengers): Offered in the Central Terminal, through Customs and Border Protection.

Biometric Facial Recognition (Outbound Passengers):

Currently offered at select gates in the South Terminal.

TSA Checkpoint 3-D Scanning:

Provides improved explosives detection capabilities at the checkpoint.

myMIAccess: An airport initiative offering passengers with disabilities a dedicated platform for accessing services, amenities, and information when traveling through Miami International Airport. myMIAccess programs include the multisensory rooms, wheelchair charging stations, hidden disabilities sunflower lanyards, and Aira - a wayfinding app for passengers who need visual assistance.

New/Returning Airlines & Services:

Norse Atlantic Airways: London (Gatwick), UK and Oslo, Norway (September 2023)

Aer Lingus: Dublin, Ireland (Seasonal – October 2023)

SAS: Stockholm, Sweden and Copenhagen, Denmark (Seasonal – October 2023)

Finnair: Helsinki, Finland (Seasonal – November 2023)

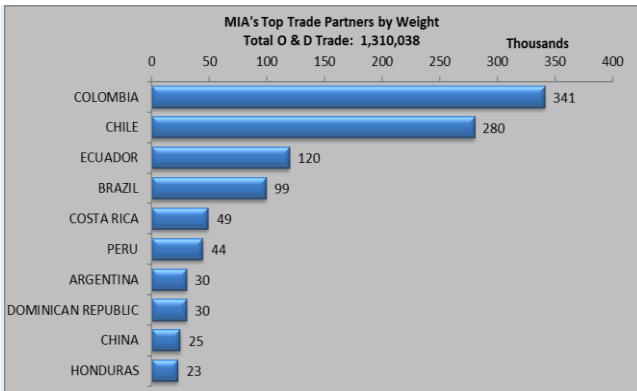
Porter Airlines: Toronto, Canada (December 2023)

Condor: Frankfurt, Germany (March 2024)

Eastern Air Express: Cuba (Charter – March 2024)

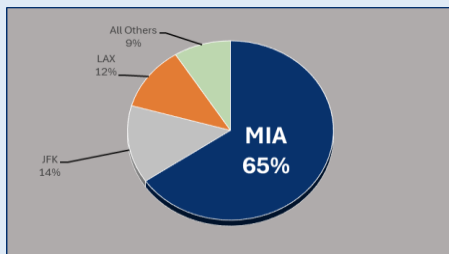
Level (Iberia): Barcelona, Spain (March 2024)

MIA's Top Trade Partners CY 2023



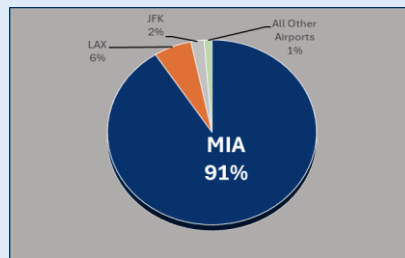
MIA's Market Share of U.S. Perishable Imports - CY 2023 68% of U.S. Total of 1,105,365 Tons

MIA's Market Share of U.S. Fruits & Vegetables Imports CY 2023



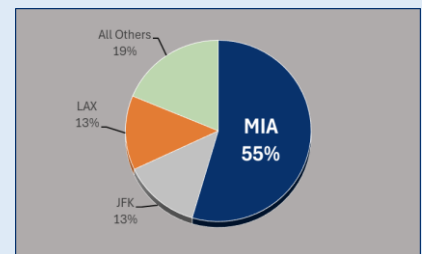
U.S. Total of 133,284 Tons

MIA's Market Share of U.S. Flower Imports CY 2023



U.S. Total of 395,589 Tons

MIA's Market Share of U.S. Seafood Imports CY 2023



U.S. Total of 513,207 Tons

Keeping MIA Competitive (Cargo)

Pharma:

MIA became the first IATA designated "Pharma Hub Airport" in North America for developing a CEIV community of companies. This designation underscores MIA's leading role as both a safe and efficient global logistics hub for high-value, temperature-sensitive pharmaceuticals. Working with MIA, a total of 9 companies have obtained the IATA CEIV pharma certification.

Foreign Trade Zone (FTZ):

The MIA FTZ magnet site is an expansion of Miami-Dade County's existing FTZ 281 granted to PortMiami. LATAM Group is the first approved operator within MIA's FTZ magnet site.

Interested businesses may inquire to the Miami-Dade Aviation Department (MDAD) Marketing and Air Service Development Division at marketing@miami-airport.com

Cargo Flight Tracker:

Available on the MIA website – www.miami-airport.com/cargo.asp

Click on the "Cargo Flight Information" link and locate your flight and see real time information on where your cargo is.

Passenger and Cargo Facilities

Terminal: Extending from MIA's Central terminal, the South and North Terminals have added over 4 million square feet to MIA's existing 3.5 million square feet of space.

- The South Terminal:** adds 1.7 million square feet to MIA.
- The North Terminal:** encompasses more than 3.8 million square feet.
- The Central Terminal:** 2 million square feet across three concourses (excludes hotel space).

The North, Central and South Terminals have a total of 130 gates, with 101 international capable gates and 23 domestic gates, and a total of 617 ticket counters.

Cargo: MIA's cargo facilities encompass twenty-four (24) cargo buildings with approximately 2.8 million square feet of warehouse space. Apron space is approximately 5.4 million square feet, with 74 aircraft parking positions.

MIA Cargo Clearance Center: Centralizes the functions of CBP providing for trade documentation processing.

MIA Animal & Plant Health Inspection Service (APHIS) Facility:

Houses the Veterinary Services' import and export operations.